

MACKAY

AUSTRALIAN MADE QUALITY TRAILERS



19 / 20

TRAILER CATALOGUE



JOIN THE CONVERSATION



WWW.FACEBOOK.COM/MACKAYBOATTRAILERS

SHARE YOUR PHOTOS



WWW.INSTAGRAM.COM/MACKAYTRAILERS



For over 40 years Mackay Trailers have been the market leader in custom boat trailer manufacturing. We build boat trailers for all types of boats whether it be aluminium, fibreglass, inflatables, yachts or ski boats.

Mackay are not only the market leaders in custom boat trailers but also for ALL CUSTOM Trailers for many other applications including the carrying of row shells, kayaks, plant and machinery, conventional and many other purposes.

Through our innovative design and flexible manufacturing processes, our highly skilled team can modify and custom build marine trailers to virtually any requirement or budget.

ESTABLISHED IN 1976

Mackay Multi-Link Is proudly Australian owned, operated and made. We build our trailers for Australia's rugged conditions, and we pride ourselves on our genuine customer focus and ability to produce the best custom trailer for our consumers

You can rest assured with your Mackay that you will have back up Australia-wide through our dealer network and offices across 5 states.



Melbourne Head Office



Sydney Office



Brisbane Office



Adelaide Office



Perth Office

MADE IN AUSTRALIA



MLKR SERIES



4750
Suits Boats to 5.1M

Optional carpet skids or teflon skids are also available on the MLKR Series

'MACKAY'S BEST ALL ROUND
PERFORMER'



4500

Suits Boats to 4.8M

Pictured with optional walkway



5000

Suits Boats to 5.5M

Pictured with optional tefton skids



5500

Suits Boats to 5.8M



5750

Suits Boats to 6.1M

Pictured with optional spare wheel & carpet pads



6000

Suits Boats to 6.5M

Pictured with optional spare wheel & carpet pads



6500

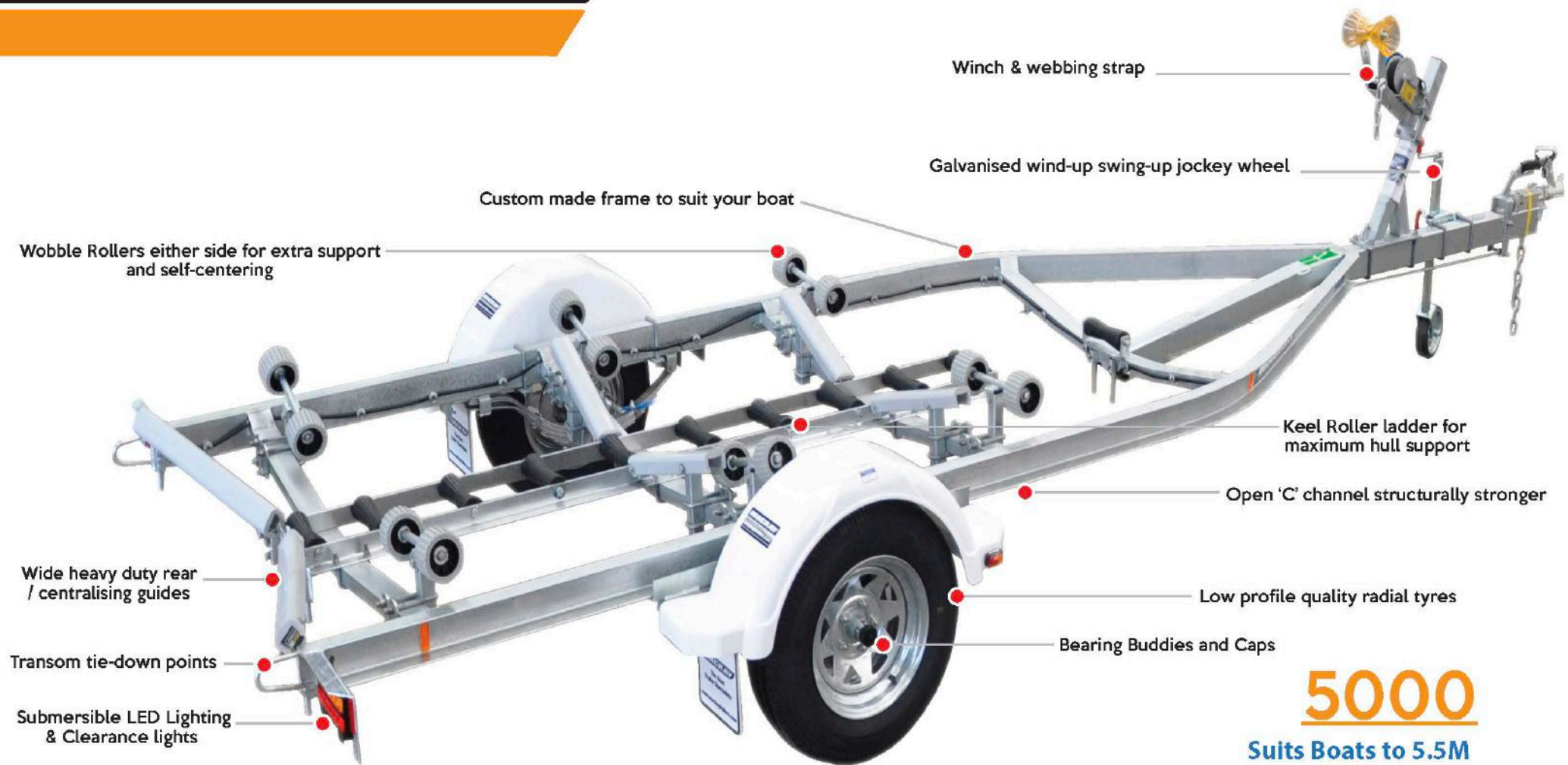
Suits Boats to 7.0M

Pictured with optional spare wheel & carpet pads

Standard Features

- Galvanized steel frame with two years structural warranty
- Galvanized steel springs, axles & disc hubs
- Transom tie down points
- Integral retrieval system
- Galvanized steel wheels
- Full bed of rollers for maximum support
- Fully adjustable side wobble rollers
- Optional side carpet skids or tefton for best support and protection
- Bearing buddies with covers
- Webbing winch & strap
- Swing up Jockey Wheel
- LED lights and LED Clearance lights
- Low profile Quality Radial tyres

MLJ SERIES



5000

Suits Boats to 5.5M

**'LONGER LASTING, LESS PRONE TO RUST
PEACE OF MIND'**



4500

Suits Boats to 4.8M

Pictured with optional spare wheel



4750

Suits Boats to 5.1M

Pictured with optional tefflon skids



5500

Suits Boats to 5.8M

Pictured with optional spare wheel, white wheels & carpet pads



5750

Suits Boats to 6.1M

Pictured with optional spare wheel, white wheels & carpet pads



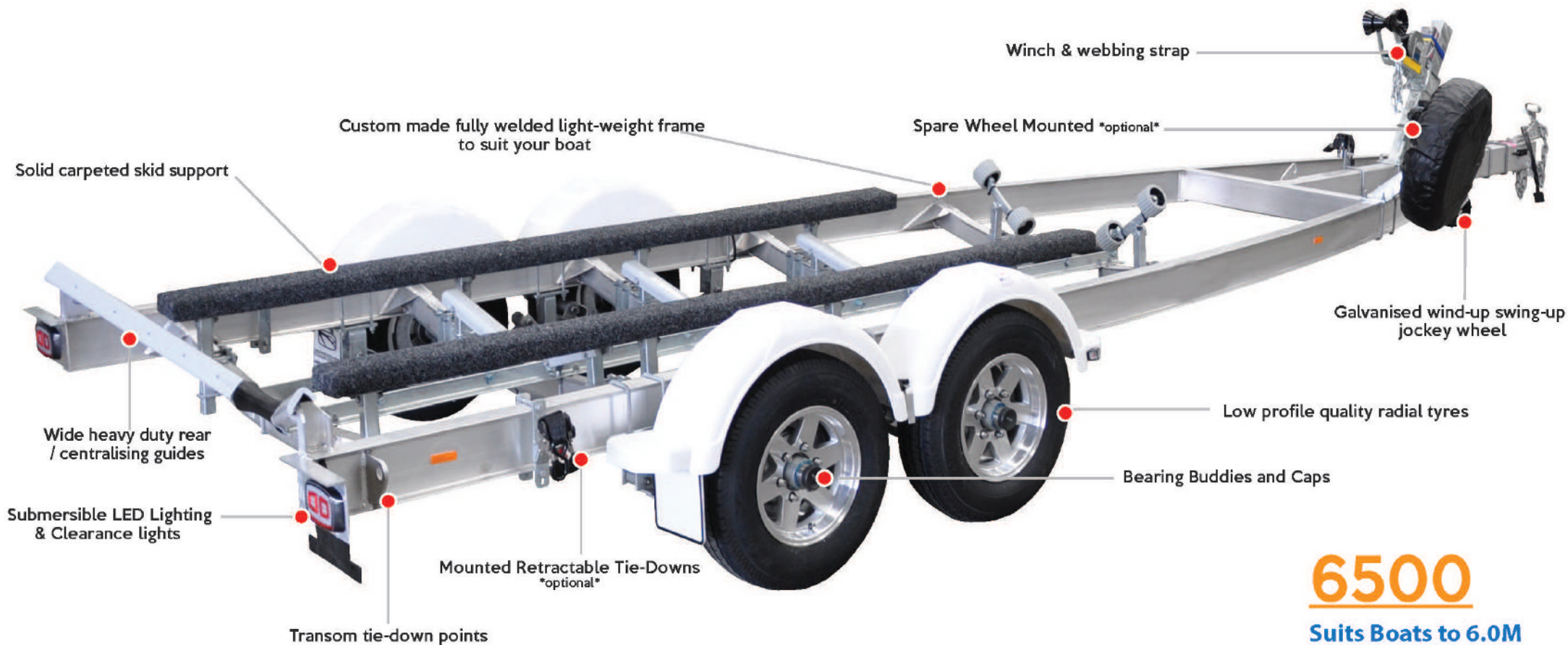
6000

Suits Boats to 6.5M

Standard Features

- Open "C" channel design- Galvanized steel frame with two years structural warranty
- Galvanized steel springs, axles & disc hubs
- Transom tie down points
- Wide heavy duty rear guides and centralising guides
- Galvanized steel wheels
- Full bed of rollers for maximum support
- Fully adjustable side wobble rollers
- Optional side carpet skids or teflon for best support and protection
- Bearing buddies with covers
- Webbing winch & strap
- Swing up Jockey Wheel
- LED lights and LED Clearance lights
- Low profile Quality Radial tyres

AL SERIES



6500
Suits Boats to 6.0M

The AL Series is standard with skid pads and optioned with rollers and/or teflon skids. Some photos may include optional extras or change in design

LIGHT-WEIGHT DESIGN
MADE TO LAST



5500

Suits Boats to 5.8M

Pictured with optional spare wheel



5750

Suits Boats to 6.1M

Pictured with optional spare wheel



6000

Suits Boats to 6.5M

Pictured with optional spare wheel. Carpet pads & black knight alloy wheels featured.



7000

Suits Boats to 7.4M

Pictured with optional spare wheel, carpet pads shown.



7500

Suits Boats to 7.8M

Pictured with optional bumper-block pads.

Standard Features

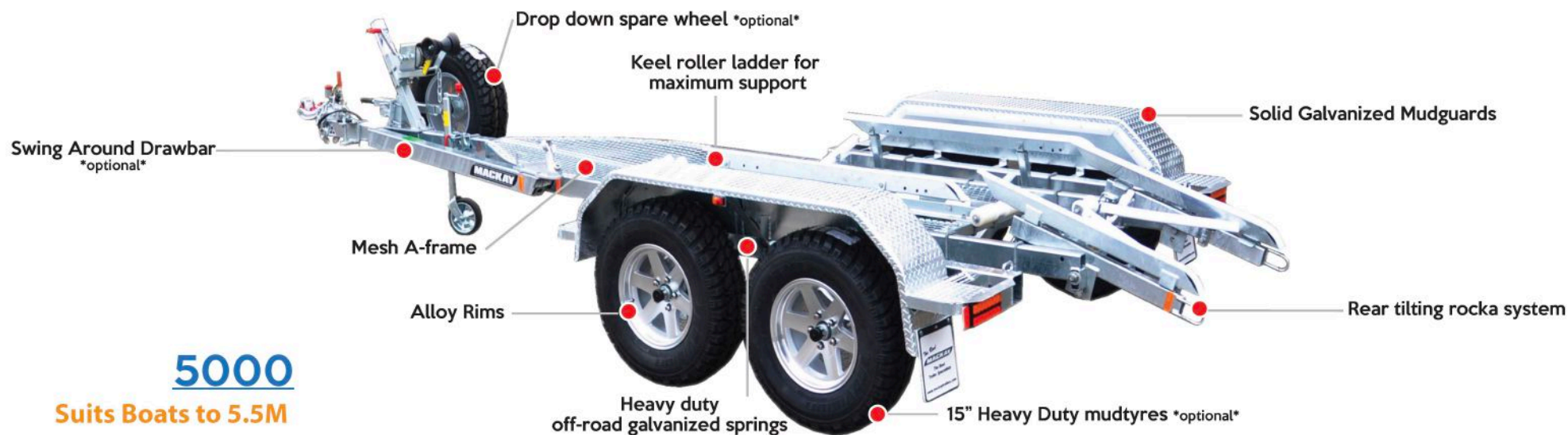
- Rigid welded Australian frame
- Low ride axles
- Centering "V" guides
- Fully welded gussets for extra strength
- Marine grade Australian aluminium frame with two years structural warranty
- Stylish alloy wheels
- White plastic guards on 13" & 14" wheels. For tri axle, steel guards or plastic guards used.
- Professionally engineered
- Transom tie-down points
- Wide capture integral guide-on system
- Light weight design

KRX SERIES



'ONE OF A KIND'

'MADE FOR THE ADVENTURER'



5000

Suits Boats to 5.5M



Standard Features

- Mesh A-frame
- Mesh walkway running both sides of centre keel-support
- Large section steel construction with extra gussets- Heavy duty design,
- Additional length to drawbar- Great for river launching
- Self-centering guides and rear tilting frame system for ease of launching & retrieving
- Off-road galvanized springs



4750
Suits Boats to 5.1M



5000
Suits Boats to 5.5M
*Pictured with optional *



5500
Suits Boats to 5.8M



5750
Suits Boats to 6.1M
*Pictured with optional black knight rims *



6500
Suits Boats to 7.0M
*Pictured with optional Galvanised mudguards and white wheels *



7000
Suits Boats to 7.4M
*Pictured with optional Galvanised mudguards and white wheels *

- Galvanized steel frame with two years structural warranty
- Galvanized steel springs, axles & disc hubs
- Transom tie-down points
- Integral retrieval system
- Independent subframe for strength & stability
- Galvanized steel wheels
- Light truck tyres
- Load sharing suspension on heavy duty models
- Swing up jockey wheel
- LED lights & LED clearance lights
- Adjustable tilting rear rocka for full drive on capabilities
- Fully adjustable side wobble rollers

Standard Features

'EXCEPTIONAL AESTHETICS'



5000
Suits Boats to 5.5 M



5500
Suits Boats to 5.8M

*Pictured with optional Mesh A Frame *



5750
Suits Boats to 6.1M



6500
Suits Boats to 7.0M

*Pictured with optional Black Knight Alloy Wheels & Spare Wheel Carrier *

Standard Features

- Galvanized steel frame with two years structural warranty
- Galvanized steel springs, axles & disc hubs
- Transom tie-down points
- Integral retrieval system
- Independent subframe for strength & stability
- Galvanized steel wheels
- Light truck tyres
- Load sharing suspension on heavy duty models
- Low ride overlay axles on most models for reducing boat height on trailer
- Swing up jockey wheel
- LED lights & LED clearance lights
- Adjustable tilting rear rocka for full drive on capabilities
- Fully adjustable side wobble rollers
- Full bed of keel rollers for maximum support



Rowing Shell Trailer



Pontoon Trailer



Plant Trailer



Inboard Trailer



14

Power CAT Trailer



Twin Hull Trailer



MLY Yacht Trailer



Plant Trailer

MADE FOR YOU..

*With top engineers on site, Mackay are able to create custom-made trailers of any sort that best fits your requirements, through the use of state of the art resources, materials and programs.
For example:*

- GVM capacities from 749kg up to 12,000kg
- Manufactured in aluminium or galvanized steel
- Designed to suit your requirements
- An experienced team knowledge behind braking systems, such as: mechanical, electric, hydraulic and electric over hydraulic (hydrastar)
- Ability to register trailers
- Fabrications can include skids, ladders, specialised drawbars, and various other complex items

CORE CAPABILITIES

*Mackay can fabricate only, or design & fabricate according to your plans and requirements. When you choose Mackay, you choose a complete end-to-end service.
Services include:*

- Design utilising AutoCAD
- Cut, Drill, Press, Roll, Punch and Shear
- MIG Weld
- Resources to handle larger items and more.



MADE IN AUSTRALIA



FEATURES & OPTIONS



Third Wheel- Swing Down Option




Quick Release
Ratchet Tie-Down




Custom Power Cat
Front Hurdle



Swing Away Drawbar



Stainless Steel Calipers
/ Disc Hubs



Guide Poles




Polished Alloys



Black Knight Alloys



Powder Coated Frame Option



Perforated Walkway



Swing Around Drawbar - Gain an EXTRA 2M



Swing Around Drawbar




A-Frame Mesh Walkway



Powder Coated Wheels



Drop Down Wheel Mount



Spare Wheel Bracket



Fulton Jockey Wheel



Knott Jockey Wheel

SPECIFICATIONS



MLKR SERIES

CODE	MODEL	DESCRIPTION	GVM (KG)	TARE (KG)	WHEEL SIZE (IN)	BOAT SIZE	LENGTH (MM)	WIDTH (MM)	BETWEEN GUARDS (MM)
8034	MLKR4750-13-M	Single Axle Mechanical Brakes	1350	305	13	5.1	5400	2000	1520
8040	MLKR5000-14-M	Single Axle Mechanical Brakes	1480	350	14	5.5	6000	2150	1650
8044	MLKR5000T-13-M	Tandem Axle Mechanical Brakes	1999	425	13	5.5	6000	2150	1650
8056	MLKR5750T-14-HB	Tandem Axle Elec/Hydraulic Brakes	3000	525	14	6.1	6900	2300	1820
8062	MLKR6000T-14LS-HB	Tandem Axle Elec/Hydraulic Brakes	3200	680	14	6.5	7500	2430	1950
8070	MLKR6500T-14HD-HB	Tandem Axle Elec/Hydraulic Brakes	3500	780	14	7.0	8100	2460	1970
8076	MLKR7000T-14HD-HB	Tandem Axle Elec/Hydraulic Brakes	3500	890	14	7.4	8800	2470	1970
8080	MLKR7000T-15HD-HB	Tandem Axle Elec/Hydraulic Brakes	4000	910	15	7.4	8800	2470	1970

MLJ SERIES

8084	MLJ4500-13-M	Single Axle Mechanical Brakes	1100	295	13	4.8	5200	2000	1520
8086	MLJ4750-13-M	Single Axle Mechanical Brakes	1350	315	13	5.1	5550	2000	1520
8088	MLJ4750-14-M	Single Axle Mechanical Brakes	1480	335	14	5.1	5550	2000	1520
8090	MLJ5000-13-M	Single Axle Mechanical Brakes	1350	370	13	5.5	6000	2150	1650
8092	MLJ5000-14-M	Single Axle Mechanical Brakes	1480	380	14	5.5	6000	2150	1650
8100	MLJ5500-14HX-M	Single Axle Mechanical Brakes	1650	465	14	5.8	6450	2300	1800
8102	MLJ5500T-13-M	Tandem Axle Mechanical Brakes	1999	495	13	5.8	6450	2300	1800
8108	MLJ5750T-14-HB	Tandem Axle Elec/Hydraulic Brakes	3000	580	14	6.1	6850	2300	1800

AL SERIES

8294	AL5000-13-M	Alloy construction, Single Axle/Brakes	1350	340	13	5.5	6150	2150	1650
8304	AL5500-14HX-M	Alloy construction, Single Axle/Brakes	1650	380	14	5.8	6650	2300	1800
8316	AL6000T-13-HB	Alloy const, Tan Axle, Elec/Hyd Brake	2600	495	13	6.5	7550	2300	1800
8318	AL6000T-14LS-HB	Alloy const, Tan Axle, Elec/Hyd Brake	3200	530	14	6.5	7550	2300	1800
8320	AL6500T-14LS-HB	Alloy const, Tan Axle, Elec/Hyd Brake	3200	540	14	7.0	7850	2460	1950
8328	AL7000T-14HD-HB	Alloy const, Tan Axle, Elec/Hyd Brake	3500	710	14	7.4	8700	2460	1950
8336	AL7000T-15XHD-HB	Alloy const, Tan Axle, Elec/Hyd Brake	4499	760	15	7.4	8700	2460	1950
8344	AL7500T-15XHD-HB	Alloy const, Tan Axle, Elec/Hyd Brake	4499	775	15	7.8	9300	2480	1970

KRX-OFF ROAD SERIES

CODE	MODEL	DESCRIPTION	GVM (KG)	TARE (KG)	WHEEL SIZE (IN)	BOAT SIZE	LENGTH (MM)	WIDTH (MM)	BETWEEN GUARDS (MM)
8356	KRX4000-14	RHS Constuction, Single Axle	749	440	14	4.4	5800	2150	1670
8358	KRX4000-14-M	RHS Constuction, Single Axle	1480	460	14	4.4	5800	2150	1670
8360	KRX4000-15	RHS Constuction, Single Axle	749	465	15	4.4	5800	2220	1640/1580
8362	KRX4000-15-M	RHS Constuction, Single Axle	1650	480	15	4.4	5800	2220	1640/1580
8366	KRX4500-14-M	RHS Constuction, Single Axle, M/Brakes	1480	480	14	4.8	6000	2150	1670
8368	KRX4500-15-M	RHS Constuction, Single Axle, M/Brakes	1650	495	15	4.8	6000	2220	1640/1580
8370	KRX4750-14-M	RHS Constuction, Single Axle, M/Brakes	1480	510	14	5.2	6250	2150	1670
8372	KRX4750-15- M	RHS Constuction, Single Axle, M/Brakes	1650	515	15	5.2	6250	2220	1640/1580

PU SERIES

8120	PU4750-13-M	Single Axle Mechanical Brakes	1350	330	13	5.1	5700	2100	1600
8138	PU5500T-13-M	Tandem Axle Mechanical Brakes	1999	480	13	5.8	6250	2300	1800
8146	PU5750T-14-HB	Tandem Axle Elec/ Hydraulic Brakes	3000	540	14	6.1	6750	2300	1800
8156	PU6000T-14HD-HB	Tandem Axle Elec/ Hydraulic Brakes	3500	720	14	6.5	7400	2440	1920
8160	PU6500T-14HD-HB	Tandem Axle Elec/ Hydraulic Brakes	3500	800	14	7.0	7750	2440	1920
8166	PU7000T-14HD-HB	Tandem Axle Elec/ Hydraulic Brakes	3500	850	14	7.4	8000	2440	1920
8174	PU7500T-14HD-HB	Tandem Axle Elec/ Hydraulic Brakes	3500	995	14	7.8	9250	2440	1920
8184	PU7500TR-14HD-HB	Tri Axle Elec/ Hyd Brakes	4499	1205	14	7.8	9250	2440	1920

KR SERIES

8200	KR4000-13	Single Axle	700	250	13	4.6	5100	2000	1530
8204	KR4500-13-M	Single Axle Mechanical Brakes	1100	340	13	4.8	5550	2100	1600
8208	KR4750-13-M	Single Axle Mechanical Brakes	1350	330	13	5.1	5750	2100	1600
8212	KR5000-13-M	Single Axle Mechanical Brakes	1350	350	13	5.5	6100	2100	1600
8216	KR5000-14HX-M	Single Axle Mechanical Brakes	1650	390	14	5.5	6100	2100	1600
8222	KR5500-14HX-M	Single Axle Mechanical Brakes	1650	445	14	5.8	6300	2200	1680
8228	KR5750T-13-M	Tandem Axle Mechanical Brakes	1999	490	13	6.1	6800	2300	1800
8230	KR5750T-14-M	Tandem Axle Mechanical Brakes	1999	500	14	6.1	6800	2300	1800

MADE FOR YOU

Melbourne - Head Office

136-164 Boundary Road,
Braeside, VIC 3195
PH: 03 9580 2455
E: sales@mackaytrailers.com

Sydney Office

25 Devon Road,
Ingleburn, NSW 2565
PH: 02 9618 0100
E: sales@mackaytrailers.com

Brisbane Office

124 Lahrs Road,
Ormeau, QLD 4208
PH: 07 5540 7477
E: sales@mackaytrailers.com

Perth Office

31 Burlington Street,
Naval Base, WA 6165
PH: 08 9437 9689
E: sales@mackaytrailers.com

Adelaide Office

1 Christopher Court,
Salisbury North, SA 5108
PH: 08 8250 4557
E: sales@mackaytrailers.com